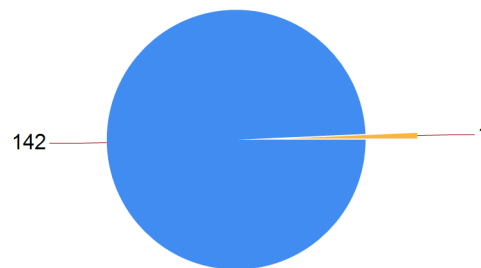


2017 Year 11 Activity Survey Analysis

South Wolverhampton and Bilston Academy

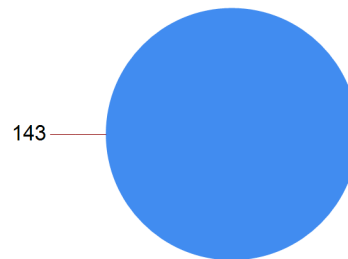
Meeting the Duty to Participate

	No. of Clients	%
Meeting the Duty to Participate	142	99.3%
Not Participating	1	0.7%
Total	143	



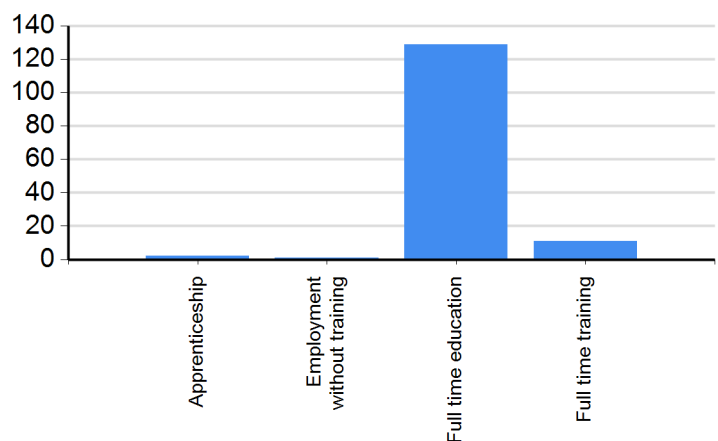
NEET Outcomes

	No. of Clients	%
EET	143	100.0%
Total	143	



DfE Destination Groups

	No. of Clients	%
Apprenticeship	2	1.4%
Employment without training	1	0.7%
Full time education	129	90.2%
Full time training	11	7.7%
Total	143	



List of Destinations

	No. of Clients	%
2.01 School Sixth Form	58	40.6%
2.03 Further Education	69	48.3%
2.07 Other post 16 education	2	1.4%
3.07 Apprenticeships	2	1.4%
3.12 Employment without training	1	0.7%
3.01 EFA funded work based learning	10	7.0%
3.03 Traineeship	1	0.7%
Total	143	

Of those remaining in Sixth Form...

	No. of Clients	%
...remains in own sixth form	50	86.2%
...chose to attend a different school	8	13.8%
Total	58	