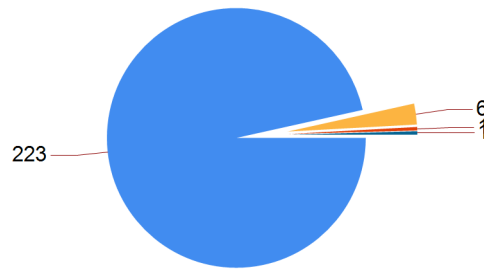


Year 11 Activity Survey Analysis

Ormiston South Wolverhampton and Bilston Academy

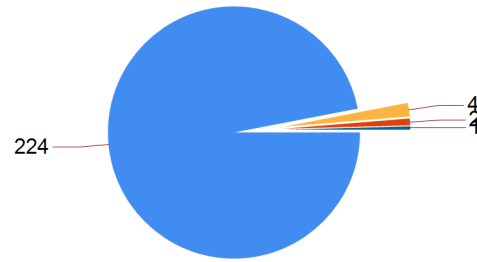
Meeting the Duty to Participate

	No. of Clients	%
Meeting the Duty to Participate	223	96.5%
Not Participating	6	2.6%
Temporary Break from Learning	1	0.4%
Yet to be Obtained	1	0.4%
Total	231	



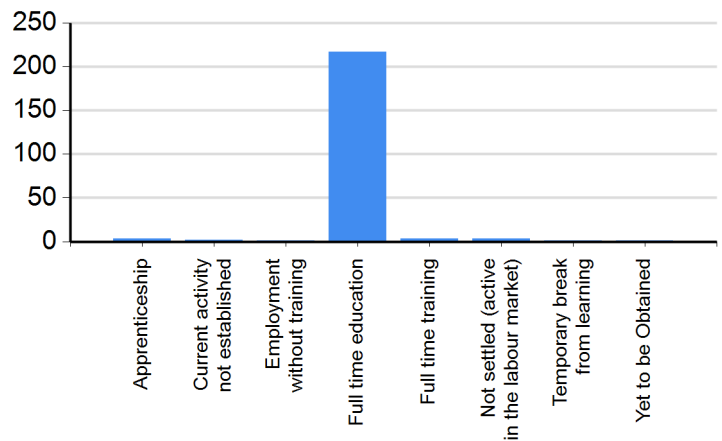
NEET Outcomes

	No. of Clients	%
EET	224	97.0%
NEET	4	1.7%
Not Known	2	0.9%
Yet to be Obtained	1	0.4%
Total	231	



DfE Destination Groups

	No. of Clients	%
Apprenticeship	3	1.3%
Current activity not established	2	0.9%
Employment without training	1	0.4%
Full time education	217	93.9%
Full time training	3	1.3%
Not settled (active in the labour market)	3	1.3%
Temporary break from learning	1	0.4%
Yet to be Obtained	1	0.4%
Total	231	



List of Destinations

	No. of Clients	%
Yet to be Obtained	1	0.4%
2.01 School Sixth Form	50	21.6%
2.02 Sixth Form College	3	1.3%
2.03 Further Education	163	70.6%
2.08 Educated at Home (Post 16)	1	0.4%
3.07 Apprenticeships	3	1.3%
3.12 Employment without training	1	0.4%
4.05 Other training (private training organisation)	3	1.3%

Of those remaining in Sixth Form...

	No. of Clients	%
...remains in own sixth form	46	92.0%
...chose to attend a different school	4	8.0%
Total	50	

5.04 Those not yet ready for work or learning	1	0.4%
5.01 Seeking employment - educ or trng only	2	0.9%
5.09 Illness	1	0.4%
6.03 Cannot Be Contacted	2	0.9%
Total	231	

The above information has been compiled by Prospects Services on behalf of Wolverhampton City Council. Information required to create this report has been gathered from a number of sources. Prospects Services can accept no responsibility for any interpretation or action based on the information.