

ART & DESIGN: TEXTILES



University Degree/
Apprenticeship



DIGITAL ART

Organic Structures

Y11

PEER ASSESSMENT/SELF ASSESSMENT

TEXTILES TECHNIQUES: DEVELOPMENT

FINAL PRODUCT



OBSERVATIONAL STUDY




Batik



Silk Printing

Fabric Experimentation


ARTIST RESPONSE



Weaving



Tie-Dye



OBSERVATIONAL STUDY

TEXTILES TECHNIQUES: DEVELOPMENT

Y10



ASSESSMENT OBJECTIVES

Sewing Machine



Block Printing

Lino Printing
Screen Printing



Batik



Tie-Dye

PEER ASSESSMENT /SELF ASSESSMENT

End of Term Textiles Test

Half Term Progress Review

APPLY CULTURAL INFULENCE.

Embroidery



Sewing Machine



SEWING PRACTICE

Final Product: Cushion



Embroidery



Shibori
Cloth and creating a pattern by binding, twisting, folding and compressing it. It can create interesting colours and textures.



Pop Art Bunting – Textiles Techniques

Y9

Half Term Progress Review

TEXTILES TECHNIQUES

End of Term Textiles Test

Y8

Tie-Dye



Applique



Artist Copy



Final Product

Sewing A Button



PEER ASSESSMENT/SELF ASSESSMENT

Annotation



End of Term Textiles Test

Half Term Progress Review

Blending/Fading Colour



Mono Print



CREATE OUTCOMES THAT ARE PURPOSEFUL, INOFRMED AND MEANINGFUL

Fabric Painting



Embroidery



APPLYING DECORATIVE TEXTILES TECHNIQUES



Designing

Artist Copy – Colour Pencil Crayon

USE FORMAL ELEMENTS IN DIFFERENT ART STYLES.

EXPLORING COLOUR THEORY




Colour Theory

Jennifer Strunge – Monster Madness



Y7

Assessment Criteria



LOWEST LEVEL

HIGHEST LEVEL