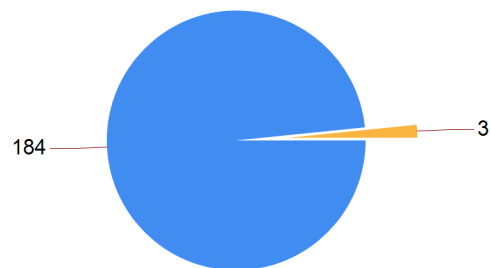


2018 Year 11 Activity Survey Analysis

Ormiston South Wolverhampton and Bilston Academy

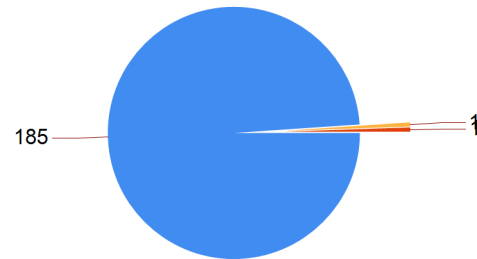
Meeting the Duty to Participate

	No. of Clients	%
Meeting the Duty to Participate	184	98.4%
Not Participating	3	1.6%
Total	187	



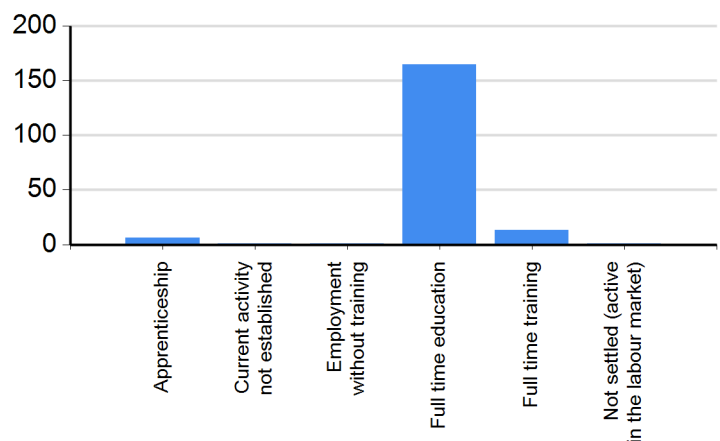
NEET Outcomes

	No. of Clients	%
EET	185	98.9%
NEET	1	0.5%
Not Known	1	0.5%
Total	187	



DfE Destination Groups

	No. of Clients	%
Apprenticeship	6	3.2%
Current activity not established	1	0.5%
Employment without training	1	0.5%
Full time education	165	88.2%
Full time training	13	7.0%
Not settled (active in the labour market)	1	0.5%
Total	187	



List of Destinations

	No. of Clients	%
2.01 School Sixth Form	46	24.6%
2.03 Further Education	119	63.6%
3.07 Apprenticeships	6	3.2%
3.11 Employment with non-accredited training	1	0.5%
3.02 Study Programme	13	7.0%
4.01 Seeking employment - educ or trng only	1	0.5%
Year 11 Leaver Unknown(CCISONLY)	1	0.5%
Total	187	

Of those remaining in Sixth Form...

	No. of Clients	%
...remains in own sixth form	38	82.6%
...chose to attend a different school	8	17.4%
Total	46	